



## **Telepresence Interoperability Protocol (“TIP”) Implementation Profile (“Profile”) Implementation Sub-License**

### **Profile: Cisco TIP Single Screen Endpoint 1.6b Implementation Profile**

**Published July 2010**

This is a legal agreement (“Agreement”) between the International Multimedia Telecommunications Consortium, Inc. (“IMTC”) and the individual or entity that accesses, downloads, uses, or reviews the attached Telepresence Interoperability Protocol Implementation Profile Specification (“You”). IMTC and You will be referred to collectively in this Agreement as “the Parties”. Cisco Systems Inc. (“Cisco”) is an intended third-party beneficiary of this Agreement.

If You want a sub-license from IMTC to implement the attached TIP Profile, You must agree to these terms. This is an offer to be accepted only on the terms set forth in this Agreement. You accept these terms by accessing, downloading, using, or reviewing the attached TIP Implementation Profile Specification. Once accepted, IMTC grants You the sub-license below, provided that You fully comply with these terms. If You do not agree to any of these terms, then You are not licensed under this Agreement. If You attempt to alter or modify any of these terms, then the offer is no longer valid and is revoked.

The TIP Implementation Profiles provide information regarding Cisco’s implementation of TIP. TIP is a protocol for interoperability between videoconferencing products, including streaming of audio, video, and data to and from videoconferencing products. IMTC offers this sub-license to the attached Implementation Profile to encourage interoperability between competitive videoconferencing products that exist as of the date of this license or that may come to exist in the future.

Neither the attached TIP Implementation Profile nor any portion of the attached TIP Implementation Profile may be printed out, reproduced, distributed, resold, or transmitted for any purpose other than the creation of Cisco Interoperable Implementations (as defined below), including, without limitation, commercial purposes, such as selling copies of this documentation or providing paid-for support services.

#### **Definitions**

An “**Affiliate**” of any entity shall mean any entity that owns or controls (directly or indirectly), is owned or controlled by (directly or indirectly), or is under direct or indirect common ownership or control with, such entity. For purposes of this definition of “Affiliate,” the phrase “owns or controls” shall mean direct or indirect control of more than 50 percent of the voting power to elect directors of a corporation in the case of a corporate entity, or for any other entity, the power to direct the management of such entity.

An “**Assertion of an Essential Patent Claim**” means any assertion, threat to assert, or participation in the assertion of a lawsuit, proceeding, claim, or similar action, by You or one of your Affiliates, or by a Transferee (as defined below) to which you have directly or indirectly transferred an Essential Patent

**Telepresence Interoperability Protocol –  
Implementation Profile Implementation License  
Profile: Cisco TIP Single Screen Endpoint 1.6b Implementation Profile**



Claim, against any person or entity, including Cisco, the IMTC, or any Affiliate of either of them, claiming that the making, having made, using, selling, offering for sale, importation, or other disposition of a Cisco Interoperable Implementation infringes an Essential Patent Claim You or Your Affiliate owns, now or in the future. For the avoidance of doubt, the term "Assertion of an Essential Patent Claim" does not include the assertion, threat to assert, or participation in the assertion of: (a) any claim of any patent that is not an Essential Patent Claim; or (b) any Essential Patent Claim that is essential to the creation of a Cisco Interoperable Implementation, to the extent that such Essential Patent Claim is infringed by any making, having made, using, selling, offering for sale, importation, or other disposition other than the making, having made, using, selling, offering for sale, importation, or other disposition of a Cisco Interoperable Implementation.

**"Cisco Interoperable Implementation"** means only that portion of Your product that implements the attached TIP Implementation Profile.

**"Essential Patent Claim"** means a claim of a patent, whether or not issued as of the date of this Agreement, that is necessarily infringed by implementing the attached TIP Implementation Profile Specification. A claim is necessarily infringed only when there is no technically or commercially reasonable way to avoid infringement of that claim when following the requirements of the attached TIP Implementation Profile Specification to make a Cisco Interoperable Implementation. Notwithstanding the foregoing, the term Essential Claim does not include any claim: (a) that, if licensed, would require the payment of royalties by the licensor to a person or entity that is not affiliated with the licensor; or (b) that is essential only to the implementation of a standard that is referenced in the attached TIP Implementation Profile Specification.

**"TIP Implementation Profile Specification"** means the attached TIP Implementation Profile Specification, found at <http://www.imtc.org>. Only the TIP Implementation Profile Specification published by IMTC (and versions published by Cisco or its Affiliates at [www.cisco.com/go/tip](http://www.cisco.com/go/tip)) will be considered a TIP Implementation Profile Specification for purposes of this Agreement. Any Implementation Profile specification not published by IMTC or Cisco, or one that incorporates the TIP Implementation Profile Specification in part, in whole, or by reference shall not be considered the TIP Implementation Profile Specification for purposes of this Agreement.

A **"Transferee"** means any direct or indirect transferee, assignee, or purchaser of an Essential Patent Claim (or a patent containing an Essential Patent Claim, or the right to assert an Essential Patent Claim or a patent containing an Essential Patent Claim) You or Your Affiliate owns, now or in the future.

#### **Copyright Sub-license**

Upon Your acceptance of these terms, IMTC grants You and each of Your Affiliates a non-exclusive, royalty-free, non-transferable, non-sub-licensable, personal, and worldwide sub-license to use and reproduce the attached TIP Profile Specification, solely in connection with Your creation of a Cisco Interoperable Implementation corresponding to the attached TIP Implementation Profile. The right to reproduce is limited to the creation of such limited number of copies of the attached TIP Implementation Profile Specification as are reasonably required for your creation of Compliant Implementations. No rights are granted to distribute, display, perform, modify, or create derivative works of the Profile Specification.

#### **Patent Sub-license**

**Telepresence Interoperability Protocol –  
Implementation Profile Implementation License  
Profile: Cisco TIP Single Screen Endpoint 1.6b Implementation Profile**



Upon Your acceptance of these terms, IMTC grants You and each of Your Affiliates a non-exclusive, royalty-free, non-transferable, non-sublicensable, personal, worldwide sublicense under all Essential Claims owned by Cisco or its Affiliates, now or in the future, solely to make, have made, use, sell, offer to sell, import and distribute Cisco Interoperable Implementations that correspond to the attached TIP Implementation Profile Specification. For the avoidance of doubt, nothing in the previous sentence grants You a license or sub-license under: (a) any claim of any patent licensable by Cisco that is not an Essential Claim; or (b) any Essential Claim that is infringed by any making, having made, selling, offering for sale, importation, or other disposition other than the making, having made, using, selling, offering for sale, importation, or other disposition of a Cisco Interoperable Implementation.

**Prohibited Uses**

The licenses and sub-licenses granted to You and Your Affiliates by IMTC in the TIP Implementation Profile Specification, including those granted in the Patent Sub-license, are conditioned upon Your agreement to use the attached TIP Profile Specification only for the purpose of interoperating between videoconferencing products, and for no other purpose. No right or license to any intellectual property owned by IMTC or Cisco is granted under this agreement for any other use.

**Defensive Suspension**

Effective upon the Assertion of an Essential Patent Claim by You or Your Affiliate against Cisco or its Affiliate, the IMTC or its Affiliate, or any other licensee or sub-licensee (or Affiliate of such licensee or sub-licensee) of an Essential Patent Claim under a license or sub-license provided to such licensee or sub-licensee of Essential Patent Claims, all sub-licenses granted to You or Your Affiliate under this Agreement to any Essential Patent Claims shall terminate immediately, and retroactively.

**Surrender of IMTC License Prior to Assertion.**

In the event that You or Your Affiliate shall determine that it wishes to engage in an Assertion of an Essential Patent Claim, You or Your Affiliate will first provide written notice to the IMTC stating that You and Your Affiliate are surrendering the sub-license to Essential Patent Claims granted by this Agreement. You acknowledge that the IMTC will promptly forward the notice You or Your Affiliate provides to all IMTC members as of the date on which the notice is received. Neither You nor Your Affiliate may engage in any Assertion of an Essential Patent Claim until one year following the date of its notice to the IMTC.

**Effect of Surrender.**

For the avoidance of doubt, the license to Essential Patent Claims You and Your Affiliates are granted under this Agreement shall continue in force during the one-year period following the date of the notice You or Your Affiliate provides. However, if You or Your Affiliate makes an Assertion of an Essential Patent Claim after the end of the one-year waiting period, any licenses or sub-licenses to Essential Patent Claims that You or Your Affiliate enjoyed under this Agreement are retroactively terminated, with the same effect as if such licenses had never existed. Further, You and Your Affiliate acknowledge and agree that when You Assert Essential Patent Claims, You may only seek reasonable and non-discriminatory (RAND) damages and/or RAND license fees, but may not seek an injunction or order of exclusion. Likewise, the entity against which You or Your Affiliate Asserts Essential Patent Claims may Assert any Essential Patent Claims it owns against You or Your Affiliate, but may only seek RAND damages and/or RAND license fees.

**Application of Defensive Suspension and Surrender Provisions to Transferees.**

**Telepresence Interoperability Protocol –  
Implementation Profile Implementation License  
Profile: Cisco TIP Single Screen Endpoint 1.6b Implementation Profile**



Unless You (or Your Affiliate) and each direct and indirect transferor of an Essential Patent Claim formerly owned by You or Your Affiliate would be able to engage in the Assertion of an Essential Patent Claim consistent with the Defensive Suspension and Surrender provisions in the three previous paragraphs of this Agreement, no Transferee of an Essential Patent Claim formerly owned by You or Your Affiliate will have the right to engage in such an Assertion. If the transfer of an Essential Patent Claim occurs before the end of the one-year notice period referenced in the paragraph titled "Effect of Surrender", no Transferee of an Essential Patent Claim formerly owned by You or Your Affiliate shall engage in the Assertion of an Essential Patent Claim. In other words, any such Transferee receives the patent as if it is perpetually licensed to IMTC and IMTC's past, present, and future sub-licensees of Essential Patent Claims. If the transfer occurs after the end of the one-year waiting period there are no such limitations on the Transferee or the transferred patent, except that the limitation to seek only RAND license fees, including the prohibition on seeking injunctive relief or an order of exclusion, shall run with each transferred Essential Patent Claim to bind any Transferee of such Essential Patent Claim. You and each of Your Affiliates agree to use all reasonable efforts to provide written notice to any Transferee of an Essential Patent Claim formerly owned by You or Your Affiliate of the limitation on the ability of such Transferee to seek any remedy other than RAND license fees when such Transferee engages in the Assertion of an Essential Patent Claim.

#### **Reservation of Rights**

Copyright to the attached Profile Specification is the property of Cisco Systems, Inc. or a Cisco Affiliate. All rights not expressly granted herein are reserved.

#### **Updates**

IMTC reserves the right to issue updates to any of the TIP Documents. Updates will be provided on IMTC's website, at <http://www.imtc.org/>.

#### **Feedback and Improvements**

Cisco welcomes feedback to and suggested improvements to, the TIP Specification Profile. Feedback and suggested improvements may be sent by e-mail to [ @cisco.com].

Please note that by providing such feedback or suggested improvements to Cisco, You acknowledge and agree that Cisco (and any Cisco Affiliate) and any implementer of the attached TIP Profile Specification may use such feedback and/or suggested improvements in connection with the TIP Profile Specification without obligation of any kind to You, including by incorporating Your feedback or suggested improvements into future versions of the attached TIP Profile Specification. Your submission of feedback constitutes Your agreement that Cisco may incorporate any feedback You provide into TIP Profile Specifications (including any updates), and that You are licensing Cisco and its Affiliates, and all other implementers of the attached TIP Profile Specification on the same terms on which IMTC is making the attached TIP Profile Specification available to You and other actual and prospective implementers.

#### **Third-Party Information**

The TIP Profile Specification may contain links to third-party websites and standards and specifications (for example, H.264 and the IETF RTP specification) that are not under the control of IMTC, or of Cisco, or of any Affiliate of either of them. Neither IMTC nor Cisco nor any Affiliate of either of them is responsible for the content on any linked site or referenced standard or specification. If You access a third-party website mentioned in the TIP Profile Specification, then You do so at Your own risk. IMTC and Cisco provide these links and references only as a convenience, and the inclusion of the link or reference does not imply that IMTC, Cisco, or any Affiliate of either endorses or accepts any responsibility for the

**Telepresence Interoperability Protocol –  
Implementation Profile Implementation License  
Profile: Cisco TIP Single Screen Endpoint 1.6b Implementation Profile**



content on those third-party sites or of the referenced standards and specifications. Nothing in this Agreement grants any right, license or interest in or to any third party technology referenced in the attached TIP Profile Specification. You acknowledge that the owners of intellectual property rights asserted to be necessary to implement any referenced standard may or may not make those intellectual property rights available to implementers.

**No Warranty**

THE TIP PROFILE SPECIFICATION AND ALL SUB-LICENSES GRANTED UNDER THIS AGREEMENT ARE PROVIDED "AS IS". NEITHER IMTC NOR CISCO, NOR ANY AFFILIATE OF EITHER, MAKES ANY REPRESENTATION, WARRANTY, CONDITION OR OTHER TERM, EXPRESS OR IMPLIED (BY COMMON LAW, STATUTE OR OTHERWISE), AND EACH DISCLAIMS ANY AND ALL REPRESENTATIONS, WARRANTIES, CONDITIONS OR OTHER TERMS WHICH MAY BE IMPLIED (BY COMMON LAW, STATUTE OR OTHERWISE) WITH RESPECT TO THE ATTACHED TIP PROFILE SPECIFICATION AND/OR THE SUB-LICENSES TO THE ATTACHED TIP PROFILE SPECIFICATION AND THE ESSENTIAL CLAIMS GRANTED UNDER THIS AGREEMENT, IN WHOLE OR IN PART, ALL OF WHICH ARE EXCLUDED, INCLUDING, WITHOUT LIMITATION, ANY IMPLIED TERM OF FITNESS FOR A PARTICULAR PURPOSE, MERCHANTABILITY, TITLE OR NON-INFRINGEMENT. NONE OF THE IMTC, CISCO, OR ANY AFFILIATE OF EITHER OF THEM, SHALL HAVE ANY DUTY TO INDEMNIFY, HOLD HARMLESS OR DEFEND YOU, ANY OF YOUR AFFILIATES, OR ANY LICENSEE OR OTHER THIRD PARTY FROM AND AGAINST ANY LOSS, DAMAGE, LAWSUITS, PROCEEDINGS, CLAIMS OR SIMILAR ACTIONS THAT ARISE OR RESULT FROM ANY USE OR IMPLEMENTATION OF THE TIP SPECIFICATION, IN WHOLE OR IN PART, INCLUDING, BUT NOT LIMITED TO, ANY USE, MANUFACTURE, OFFER TO SELL, SALE, IMPORTATION, OR DISTRIBUTION OF ANY COMPLIANT IMPLEMENTATION.

**Limitation Of Liability**

NEITHER IMTC, NOR CISCO, NOR ANY AFFILIATE OF EITHER OF THEM, SHALL BE LIABLE UNDER OR IN CONNECTION WITH THIS AGREEMENT (WHETHER FOR BREACH OF WARRANTY, IN CONTRACT, TORT, NEGLIGENCE, STRICT LIABILITY, OR OTHERWISE):

- (A) FOR ANY INDIRECT, SPECIAL, CONSEQUENTIAL, PUNITIVE OR INCIDENTAL DAMAGES; OR
- (B) FOR ANY DIRECT LOSSES, INCLUDING WITHOUT LIMITATION COSTS OF PROCUREMENT OF SUBSTITUTE GOODS OR SERVICES, LOSS OF PROFITS, LOSS OF REVENUE, LOSS OF USE, LOSS OF OPPORTUNITY, INTERRUPTION OF BUSINESS; OR
- (C) FOR ANY LOSSES, DAMAGES, COSTS, CLAIMS OR OTHER LIABILITIES ARISING FROM OR RELATED TO THIS AGREEMENT WHATSOEVER; OR
- (D) FOR ANY CLAIM ARISING FROM OR RELATED TO IMTC'S DISTRIBUTION OR PUBLICATION OF NOTICES YOU PROVIDE TO IMTC UNDER THIS AGREEMENT;

IN EACH CASE HOWEVER CAUSED OR ARISING, PROVIDED THAT NOTHING IN THIS AGREEMENT SHALL EXCLUDE OR LIMIT THE LIABILITY OF THE IMTC, CISCO, OR ANY AFFILIATE OF EITHER OF THEM:

- (1) FOR DEATH OR PERSONAL INJURY RESULTING FROM ITS NEGLIGENCE; OR

**Telepresence Interoperability Protocol –  
Implementation Profile Implementation License  
Profile: Cisco TIP Single Screen Endpoint 1.6b Implementation Profile**





(2) FOR FRAUD; OR

(3) TO THE EXTENT SUCH LIABILITY CANNOT BE EXCLUDED OR LIMITED BY APPLICABLE LAW.

YOU ACKNOWLEDGE THAT IMTC WOULD NOT HAVE ENTERED INTO THIS AGREEMENT ON THE TERMS HEREOF WITHOUT THE LIMITATIONS OF LIABILITY SET FORTH HEREIN, AND THAT CISCO WOULD NOT HAVE PERMITTED IMTC TO GRANT THE SUB-LICENSES IN THIS AGREEMENT WITHOUT THE LIMITATIONS OF LIABILITY SET FORTH HEREIN.

**Governing Law**

This Agreement shall be construed in accordance with, and all disputes hereunder shall be governed by, the laws of England and Wales. The Courts of England and Wales shall have exclusive jurisdiction over any disputes relating to the Agreement.

**No Requirement to Implement**

Nothing in this Agreement will be construed as requiring You to use or implement the attached TIP Profile Specification, or limit You from developing any products that compete with products developed by the IMTC or Cisco provided that You do not violate any intellectual property right owned by the IMTC or Cisco in the course of such development.

**Telepresence Interoperability Protocol –  
Implementation Profile Implementation License  
Profile: Cisco TIP Single Screen Endpoint 1.6b Implementation Profile**



# Cisco TIP

## Single Screen Endpoint 1.6b

### Implementation Profile

#### ( for use with TIP v6 )

*Your rights to use, copy, modify or distribute this document are governed by the TIP License Agreement. Information about that Agreement is available at [www.imtc.org/tip](http://www.imtc.org/tip).*

## Modification History

Revision	Date	Originator	Comments
1.0	04/05/2010	Cisco Systems, Inc.	Initial document
1.1	04/22/2010	Cisco Systems, Inc.	Changed MUST to SHOULD for the Conference ID in 5.1.13 and modifications made software releases in 11.1
1.2	07/01/2010	Cisco Systems, Inc	Several corrections and clarifications outlined in section 11.3 through 11.9

**Your rights to use, copy, modify or distribute this document are governed by the TIP License Agreement. Information about that Agreement is available at [www.imtc.org/tip](http://www.imtc.org/tip).**

# 1 Contents

<b>1. INTRODUCTION</b>	<b>3</b>
<b>2 SINGLE SCREEN ENDPOINT GENERAL CAPABILITIES</b>	<b>4</b>
<b>3 SIP SIGNALING</b>	<b>4</b>
3.1 SDP AUDIO SIGNALING	5
3.2 SDP VIDEO SIGNALING	6
<b>4 SAMPLE SIP CALL FLOWS</b>	<b>9</b>
4.1 ENDPOINT CALLING ANOTHER ENDPOINT	9
4.2 TIP ENDPOINT CALLING A TIP MULTI-POINT SERVER	10
4.3 TIP ENDPOINT CALLING A TIP MULTI-POINT SERVER AS THE FIRST PARTICIPANT	11
4.4 RESUMING A TIP CALL AFTER HOLD	11
4.5 REDUCING THE BIT RATE IN A CALL	11
<b>5 INITIAL TIP SIGNALING</b>	<b>12</b>
5.1 MUXCTRL PACKET	12
5.2 MEDIAOPTS PACKET	13
5.3 TIP NEGOTIATION AND GENERAL MID-SESSION SIGNALING RULES	14
<b>6 PRESENTATION SIGNALING</b>	<b>15</b>
6.1 TRANSMITTING AND RECEIVING PERMISSION-TO-PRESENT REQUESTS IN A MULTI-POINT SESSION	16
6.2 TRANSMITTING AND RECEIVING PERMISSION-TO-PRESENT REQUESTS IN A POINT-TO-POINT SESSION	16
6.3 TRANSMITTING AND RECEIVING PERMISSION-TO-PRESENT RELEASE REQUESTS	17
6.4 RECEIVING A REQUEST-TO-PRESENT GRANT IN A MULTI-POINT SESSION	18
<b>7 PRESENTATION FRAME RATE NEGOTIATION</b>	<b>18</b>
7.1 INITIAL FRAME RATE NEGOTIATION	18
7.2 SIGNALING A NEW FRAME RATE	18
<b>8 AUDIO MIXING AND SYNCHRONIZATION</b>	<b>19</b>
<b>9 MEDIA</b>	<b>19</b>
9.1 AUDIO	20
9.2 VIDEO	20

Your rights to use, copy, modify or distribute this document are governed by the TIP License Agreement. Information about that Agreement is available at [www.imtc.org/tip](http://www.imtc.org/tip).



<b>10</b>	<b>CODEC SPECS .....</b>	<b>21</b>
10.1	TIP HD VIDEO ENCODER REQUIREMENTS .....	21
10.2	TIP CIF VIDEO ENCODER REQUIREMENTS .....	22
10.3	TIP PRESENTATION VIDEO ENCODER REQUIREMENTS (1 & 5 FPS) .....	22
10.4	TIP PRESENTATION VIDEO ENCODER (30FPS) REQUIREMENTS .....	22
10.5	TIP AUDIO ENCODER REQUIREMENTS .....	23
10.6	TIP AUDIO ACTIVITY METRIC CALCULATION .....	23
<b>11</b>	<b>CHANGES FROM 1.6 PROFILE.....</b>	<b>24</b>
<b>12</b>	<b>REFERENCES.....</b>	<b>25</b>

## 1. Introduction

The Telepresence Interoperability Protocol (TIP) is a signaling protocol used by high end video conferencing devices to signal and negotiate capabilities complimentary to those which are signaled and negotiated in SIP/SDP [1] [3]. TIP signaling utilizes the Real-time Transport Protocol (RTP) and RTP Control Protocol (RTCP)."

Though TIP as a protocol does not restrict device capabilities or media configurations, these set of accompanying documents define the different Cisco TIP implementation profiles, which indicate device capabilities or media configurations needed to achieve interoperability with Cisco TelePresence devices. These documents will be updated from time to time as Cisco TelePresence capabilities evolve, indicated by a new revision number that generally track Cisco software releases.

TIP systems built to be integrated in to a Cisco TelePresence system deployment will need to operate seamlessly with the Cisco Unified Communications Manager (CUCM) architecture and products, appearing as CUCM SIP devices with audio and video capabilities. CUCM allows SIP endpoints to connect as generic, standard endpoints per the publically available document(s) listed [10] in the References section. No licenses for proprietary SIP extensions are required.

A TIP device is capable of handling multiple audio and video streams. The devices negotiate the number of media streams they will exchange, and media sources are switched when necessary to always present the viewer with the active session participants.

**Your rights to use, copy, modify or distribute this document are governed by the TIP License Agreement. Information about that Agreement is available at [www.imtc.org/tip](http://www.imtc.org/tip) .**

This document specifies the Cisco 1.6b TIP profile for a single screen TIP-compliant endpoint. The profile includes requirements related to SIP signaling, TIP signaling, media encoding, and general behavior. The document takes into consideration scenarios in which a TIP-compliant single screen endpoint is communicating with another TIP-compliant single screen endpoint, triple screen endpoint, or multi-point server.

## 2 Single screen endpoint general capabilities

This section provides general requirements for a single screen telepresence endpoint. More details will be covered in later sections. The general requirements include:

1. SIP signaling
2. H264 video encoding and decoding at 1080P and/or 720P as well as XGA and CIF resolutions
3. AAC-LD audio encoding and decoding
4. G711 audio encoding and decoding
5. G722 encoding and decoding support is optional
6. One input video device that can be encoded using H264 codec at either 720P or 1080P resolution as well as CIF resolution simultaneously
7. An auxiliary video device (aka. presentation) that can be encoded using H264 codec at an XGA resolution
8. One input audio device that can be encoded using AAC-LD codec
9. An auxiliary audio device (aka. presentation) that can be encoded using AAC-LD codec
10. Ability to mix all audio inputs and encode them using G711 codec at the same time as encoding the individual inputs using AAC-LD. G722 can be optionally used to encode the mix if G722 is supported by the endpoint
11. Ability to receive and decode one H264 encoded stream at 1080P, 720P, or CIF resolutions as well as an H264 encoded stream at XGA resolution
12. Ability to receive and decode four AAC-LD audio streams or three AAC-LD streams and one G711/G722 stream
13. Ability to mix up to four of the received and decoded AAC-LD and G711/G722 audio streams
14. RTP/RTCP support using AVP profile

## 3 SIP signaling

1. A TIP-compliant endpoint is a UC SIP line device that MUST implement the UC SIP line specifications [10].

Your rights to use, copy, modify or distribute this document are governed by the TIP License Agreement. Information about that Agreement is available at [www.imtc.org/tip](http://www.imtc.org/tip).

2. A TIP-compliant endpoint **MUST** offer and negotiate a single audio media line and a single video media line in SDP [2] [3].
3. A TIP-compliant endpoint **MUST** be able to transmit DTMF tones using KPML [13] or 2833 [12]
4. A TIP-compliant endpoint **SHOULD NOT** transmit SIP INFO [14] for codec control when TIP has been successfully negotiated.
5. Standard SIP features such as hold/resume **MUST** be supported as specified in the UC SIP line specification [10].
6. A TIP-compliant endpoint **SHOULD NOT** during hold or depend on receiving RTCP packets.
7. A TIP-compliant endpoint **MUST** send and receive mid-call INVITEs that specify updated video bit rates following a successful TIP negotiation. More detailed requirements on this behavior are included later in this document.

### 3.1 SDP Audio Signaling

1. A TIP-compliant endpoint **MUST** specify AAC-LD as the first codec in the SDP audio media line. In other words only an AAC-LD codec can be negotiated in SIP for devices supporting TIP.
2. It is **STRONGLY RECOMMENDED** that a TIP-compliant endpoint uses 96 as its default AAC-LD dynamic payload type. If another payload type is used, a TIP-compliant endpoint **MUST** support asymmetric payload types and **MUST** support dynamic changes in payload types while media is active.
3. A TIP-compliant endpoint **MUST** use RFC 3640 [15] and the aac-hbr mode in its AAC-LD SDP signaling.
4. The AAC-LD requirements specified in 10 **MUST** be supported even when contradictory to what is received in the audio SDP ftmp line.

Your rights to use, copy, modify or distribute this document are governed by the TIP License Agreement. Information about that Agreement is available at [www.imtc.org/tip](http://www.imtc.org/tip) .

```
m=audio 16384 RTP/AVP 96 0 99 101
b=TIAS:64000
a=rtpmap:96 mpeg4-generic/48000
a=fmtp:96 profile-level-
id=16;streamtype=5;mode=AAC-
hbr;config=11B0;sizeLength=13;indexLength
=3;indexDeltaLength=3;constantDuration=4
80
a=rtpmap:0 PCMU/8000
a=rtpmap:99 L16/48000
a=rtpmap:101 telephone-event/8000
a=fmtp:101 0-15
```

**Figure 1: Sample audio SDP for first TIP endpoint offer**

## 3.2 SDP video signaling

1. A TIP-compliant endpoint **MUST** signal H264 codec in its video media line [7].
2. A TIP-endpoint **MUST** support the reception of a profile-level-id value of “420028” as well as a placeholder value of “ABCDEF”.
3. It is **RECOMMENDED** that a TIP-compliant endpoint indicates a profile-level-id value of 420028 and packetization-mode =1 in its SDP signaling.
4. It is **STRONGLY RECOMMENDED** that a TIP-compliant endpoint uses 112 as its default dynamic H264 payload type. If another payload type is used then the endpoint **MUST** support asymmetric payload types and **MUST** support dynamic changes in payload types while media is active.
5. A TIP-compliant endpoint **MUST** include a b=TIAS [16] field associated with the video media line in every SDP offer and answer. For the initial call setup and after resume (i.e., first reINVITE transaction resuming the media), the value of the b=TIAS field **MUST** be that of a single HD video stream.
6. The b=TIAS value for the initial call setup and after the resume **MUST** be equal to or larger than .936 Mbps. The negotiated bit rate value is calculated as the minimum of the b=TIAS values in the SDP offer and answer. The negotiated bit rate value determines the maximum video resolution for the call. A negotiated value above 2.25 Mbps will result in 1080P resolution. A negotiated value between .936 and 2.25 will result in a 720P resolution. Values below .936 Mbps will cause the call to be dropped.

Your rights to use, copy, modify or distribute this document are governed by the TIP License Agreement. Information about that Agreement is available at [www.imtc.org/tip](http://www.imtc.org/tip).

Negotiated HD video bit rates	HD video resolution
2.25 – 4 >	1080P
.936- 2.25	720P
< .936	Call drop

**Table 1: Bit rate to video resolution mapping**

7. A TIP-compliant endpoint **MUST NOT** initiate any mid-call INVITE transactions after call setup or after resume transactions until TIP negotiation has completed.
8. All mid-call INVITEs, after TIP negotiation has completed and until the completion of a hold transaction, **MUST** have the b=TIAS value set to the sum of the bit rates of all HD video streams negotiated in TIP plus the presentation bit rate according to the first presentation frame rate negotiated in the current TIP session. Note that the first presentation bit rate is included irrespective of whether the presentation is active or not and irrespective of whether another presentation frame rate/bit rate has been negotiated. Below is the mapping between presentation frame rates and presentation bit rates.

Presentation frame rate	Presentation bit rate
30	4 Mbps
5	0.5 Mbps
1	100 Kbps

**Table 2: Frame rates to bit rates mappings**

9. A TIP-compliant endpoint **MUST** send a mid-call INVITE once TIP negotiation is completed, if it has initiated the call and the remote peer has not specified itself as a multi-point server in the TIP negotiation.
10. The negotiated bit rate **MAY** be changed mid-call by sending a mid-call INVITE with a new b=TIAS value.
11. A TIP-compliant endpoint **MUST** recalculate the negotiated bit rate for a single video stream for each mid-call INVITE transaction and adjust its video encoder accordingly.

Your rights to use, copy, modify or distribute this document are governed by the TIP License Agreement. Information about that Agreement is available at [www.imtc.org/tip](http://www.imtc.org/tip) .

```
m=video 16386 RTP/AVP 112  
  b=TIAS:2250000  
  a=rtpmap:112 H264/90000  
    a=fmtp:112 profile-level-  
      id=ABCDEF;packetization-  
        mode=1
```

**Figure 2: Sample TIP-compliant video SDP**

Your rights to use, copy, modify or distribute this document are governed by the TIP License Agreement. Information about that Agreement is available at [www.imtc.org/tip](http://www.imtc.org/tip).



## 4 Sample SIP call flows

### 4.1 Endpoint calling another endpoint

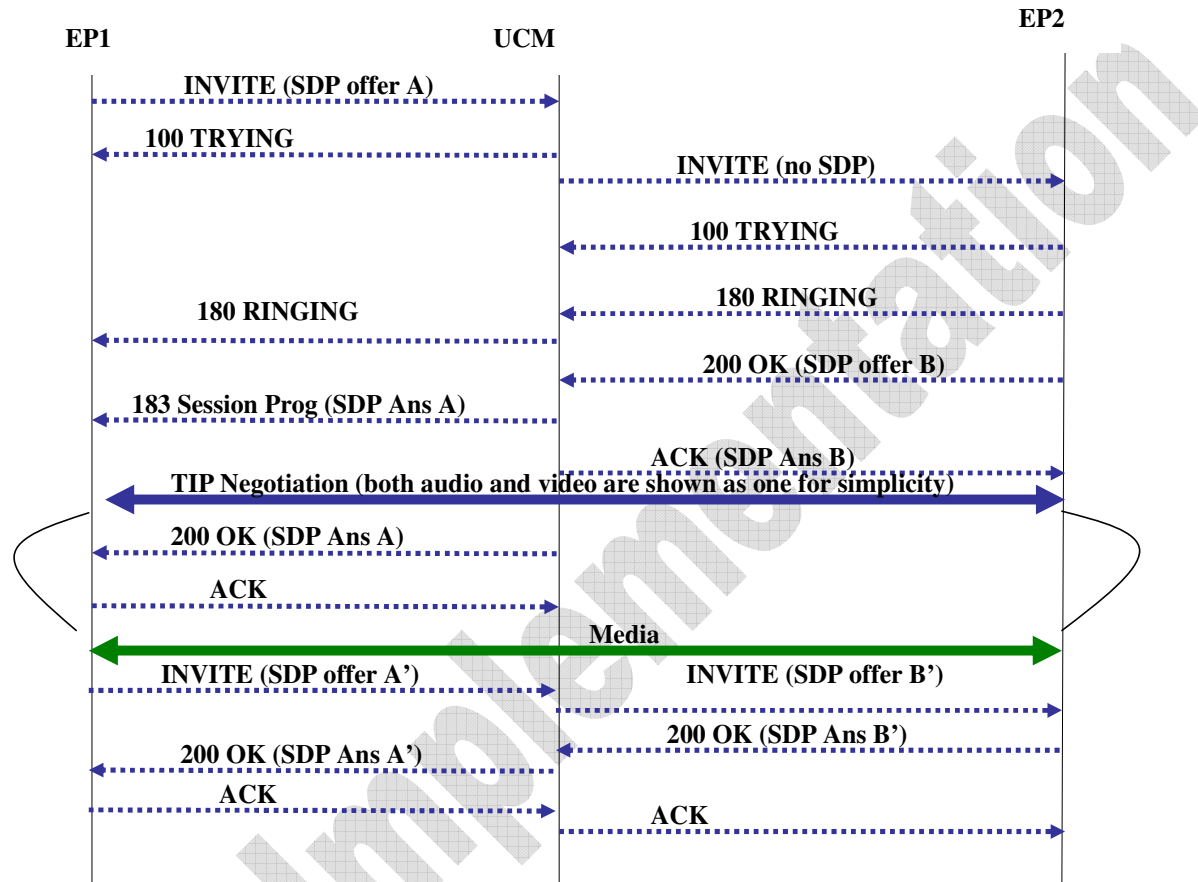


Figure 3: TIP endpoint calling another endpoint

Figure 3 shows a TIP endpoint dialing another TIP endpoint. The first INVITE transaction negotiates a single audio and video media line with H264 and AAC. The video resolution is determined by the bit rates specified by the b=TIAS parameter. As stated in 3 the video bit rate in this offer/answer exchange represents a single HD video stream.

Once each device has the media information of the other side, at the end of the first SDP offer/answer exchange, TIP negotiation MUST start on both the audio and the video channels. Once TIP has completed on the audio channel (see 5 for definition of TIP negotiation completion), endpoints can start audio transmission of all audio segments negotiated in TIP.

Your rights to use, copy, modify or distribute this document are governed by the TIP License Agreement. Information about that Agreement is available at [www.imtc.org/tip](http://www.imtc.org/tip).

Once TIP has completed on the video channel, endpoints can start video transmission on all video segments negotiated in TIP. Moreover once TIP has completed on the video channel, the calling endpoint MUST send a mid-call INVITE which updates the video bit rate according to the number of video streams and the presentation frame rate negotiated in TIP (see 3 for more details on bit rate negotiation). Note that the mid-call bit rate negotiation could end up downgrading the video resolution or bit rate from that negotiated in the initial call setup, due to policies enforced by UCM.

### 4.2 TIP endpoint calling a TIP multi-point server

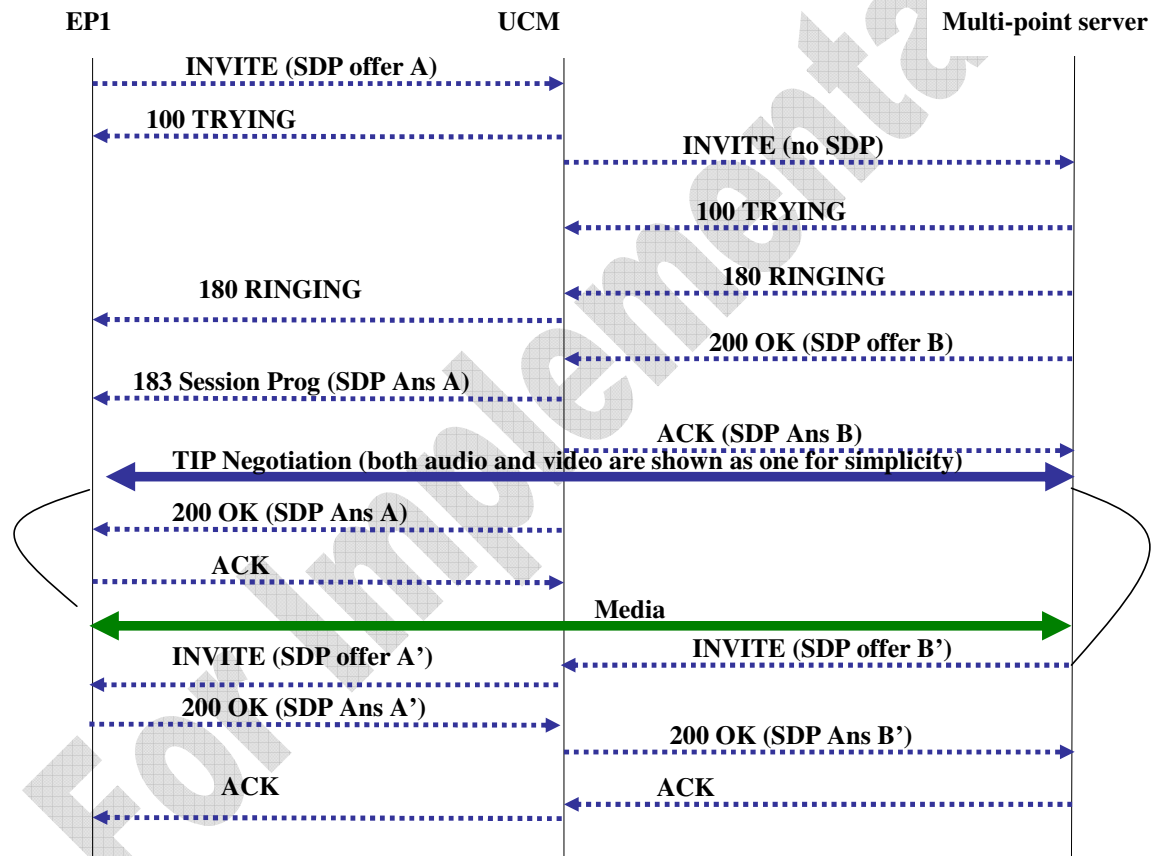


Figure 4: TIP endpoint calling a TIP multi-point server

Figure 4 shows a TIP endpoint calling a TIP multi-point server to join an ongoing multi-point session. This call flow is similar to that of two endpoints calling each other except that it is the multi-point server that ALWAYS initiates the mid-call INVITE to update the media bit rates, once the TIP negotiation has completed on the video channel.

Your rights to use, copy, modify or distribute this document are governed by the TIP License Agreement. Information about that Agreement is available at [www.imtc.org/tip](http://www.imtc.org/tip).

### 4.3 TIP endpoint calling a TIP multi-point server as the first participant

Figure 5 shows a TIP endpoint dialing into a TIP multi-point server as the first participant. This flow is similar to the previous flow except that once TIP finishes, the multi-point server will send a mid-call INVITE putting the call on hold and stopping media transmission. The call will be resumed once a second participant joins the multi-point session. One thing to note is that the SDP hold message will carry the video bit rate in the b=TIAS parameter, representing the value negotiated in TIP. The endpoint SDP answer will do the same.

### 4.4 Resuming a TIP call after hold

This call flow is identical to Figure 4. At resume time the TIP negotiation MUST BE repeated and the same strategy for bit rate negotiation is repeated. No decisions are made at resume time based on what was negotiated before the hold. A call is identified as on hold if the SDP at the audio media line level has connection information (c=) specifying a 0.0.0.0 IP address or has a send-only or inactive attribute. The same information specified at the session level while omitted at the audio media line level will also indicate hold.

A call is resumed when a non-hold SDP is received following a hold SDP.

### 4.5 Reducing the bit rate in a call

In this example, a TIP endpoint has joined a multi-point conference and the negotiated bit rate for a single video stream was 4 Mbps. At some point the TIP multi-point server needs to reduce the bit rate of the conference to 2.5 Mbps, because a new endpoint, which can only handle 2.5 Mbps per video stream, has joined the conference. The multi-point server will send a mid-call INVITE to the TIP endpoint, similar to the mid-call INVITE in Figure 4, specifying a lower bit rate than the one negotiated in the previous INVITE transaction.

Note that the new bit rate will be the desired bit rate per stream multiplied by the number of HD video streams negotiated in TIP plus the presentation bit rate. As before, the presentation bit rate will be added irrespective of whether or not the presentation is active at this time. Also, the presentation bit rate will be calculated based on the frame rate first negotiated in the TIP session irrespective of whether this frame rate has been downgraded later or not.

Your rights to use, copy, modify or distribute this document are governed by the TIP License Agreement. Information about that Agreement is available at [www.imtc.org/tip](http://www.imtc.org/tip).

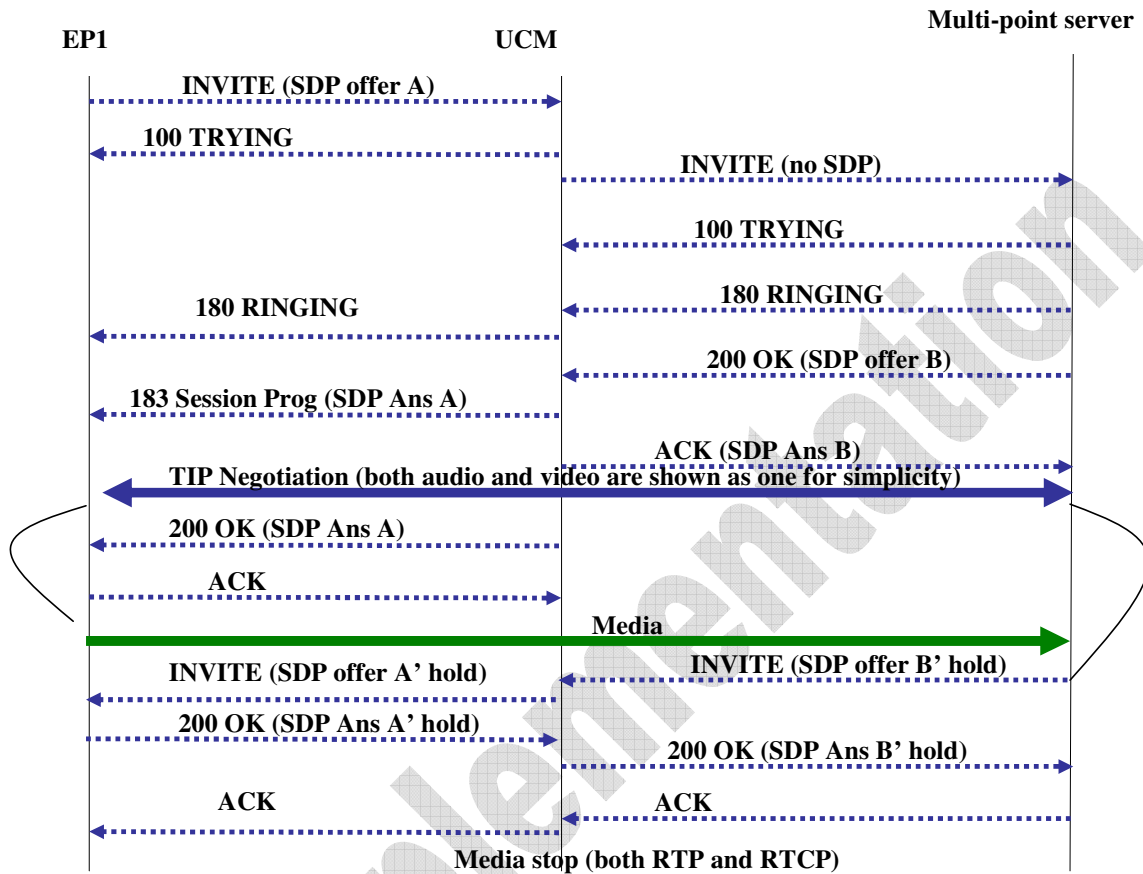


Figure 5: TIP endpoint joining a multi-point session as first participant

## 5 Initial TIP signaling

Single screen endpoints that are TIP-compliant **MUST** adhere to all of the **MUST** requirements specified in the TIP document [11] as well as the **MUST** requirements in this document.

### 5.1 MUXCTRL Packet

1. In a video session, the AVPF profile **MUST** be supported and signaled in the MUXCTRL packet as specified in the TIP specs [11]. This in turn mandates support for the transmission and reception of the RTCP video feedback packets as specified in the TIP specs [11]
2. In an audio session, the profile **MUST** be AVP.

Your rights to use, copy, modify or distribute this document are governed by the TIP License Agreement. Information about that Agreement is available at [www.imtc.org/tip](http://www.imtc.org/tip).

3. The options field of the MUXCTRL packet MUST be set to 0x00.
4. The number of transmitted streams MUST be set to 2 for a video session when no presentation is to be transmitted, and set to 3 when presentation transmission is requested.
5. The number of transmitted streams MUST be set to 3 for an audio session.
6. The number of received video streams MUST be set to 2.
7. The number of received audio streams MUST be set to 5.
8. The transmit video positions MUST contain only center and legacy center when no presentation transmission is requested.
9. The auxiliary transmit video position MUST be set when presentation transmission is requested.
10. The transmit audio positions MUST contain only center, legacy mix, and auxiliary.
11. The receive video positions MUST contain center and auxiliary.
12. The receive audio positions MUST contain center, left, right, legacy, and auxiliary.
13. TIP endpoints SHOULD set the conference identifier field, or if the identifier is not known, set the field to 0.

## 5.2 MediaOpts Packet

1. TIP endpoints MUST indicate support for transmission of Audio Activity Metric and MUST NOT indicate support for reception of Audio Activity Metric.
2. TIP endpoints MUST support the reception of Audio Dynamic Output Channel.
3. TIP endpoints MUST NOT indicate support for transmission of the Audio Dynamic Output Channel and MUST set output positions in all TIP-CSRCs to zero.
4. TIP endpoints MAY indicate support and use of G722 encoding for legacy audio streams.
5. TIP endpoints MUST indicate support for the transmission of the video Refresh flag but MUST NOT indicate support for the reception of the flag.
6. TIP endpoints MUST indicate support for Inband Parameter Sets (SPS/PPS) both for transmission and reception.
7. TIP endpoints MAY signal support for CABAC (Please see exception note in 11.1)
8. TIP endpoints MAY signal support for LTRP and GDR.
9. TIP endpoints MUST signal support for the maximum auxiliary frame rate that they can support. Note that frame rates are symmetric and the maximum can be 30, 5 or 1.
10. TIP endpoints are RECOMMENDED to support 30 fps as their maximum frame rate.
11. TIP endpoints MUST support 5 and 1 fps auxiliary frame rates.
12. TIP endpoints MAY signal a Satellite deployment Transmitter profile if it is known that this endpoint is connected using a satellite link.

Your rights to use, copy, modify or distribute this document are governed by the TIP License Agreement. Information about that Agreement is available at [www.imtc.org/tip](http://www.imtc.org/tip).

### 5.3 TIP Negotiation and general mid-session signaling rules

1. A TIP endpoint MUST NOT start media transmission until the TIP negotiation has finished. TIP negotiation is finished once the following has completed:

- a. Local MUXCTRL packet has been sent and a remote ACK was received.
- b. Remote MUXCTRL has been received and an ACK was sent.
- c. Local MediaOpts packet has been sent and an ACK was received.
- d. Remote MediaOpts packet has been received and ACK was sent.

Note that TIP can (and will) complete at one peer prior to the other. Implementation MUST be able to handle such scenarios.

2. The number of transmitted streams MUST NOT exceed the number of streams the remote peer is capable of receiving
3. Only positions indicated as supported by the remote peer can be used in the CSRC received position
4. Typically the number of transmitted streams is the minimum of what the local endpoint can transmit and what the remote peer can receive. The exception is for legacy streams, which MUST NOT be transmitted, except if the remote peer indicates its capability to receive the legacy streams AND the remote peer indicates that it is a multi-point server by signaling the isfocus parameter in its MUXCTRL packet.
5. Below is the maximum number of streams that will be sent and received when a single screen TIP endpoint communicates with a remote peer supporting one of the TIP profiles:
  - a. Remote peer is a triple screen TIP endpoint
    - i. Transmitted audio streams: 2
    - ii. Received audio streams: 4
    - iii. Transmitted video streams: 2
    - iv. Received video streams: 2
  - b. Remote peer is a single screen TIP endpoint
    - i. Transmitted audio streams: 2
    - ii. Received audio streams: 2
    - iii. Transmitted video streams: 2
    - iv. Received video streams: 2
  - c. Remote peer is a multi-point server requiring legacy stream support:
    - i. Transmitted audio streams: 3
    - ii. Received audio streams: 5
    - iii. Transmitted video streams: 3
    - iv. Received video streams: 2

Your rights to use, copy, modify or distribute this document are governed by the TIP License Agreement. Information about that Agreement is available at [www.imtc.org/tip](http://www.imtc.org/tip).



- d. Remote peer is a multi-point server requiring no legacy stream support:
  - i. Transmitted audio streams: 2
  - ii. Received audio streams: 4
  - iii. Transmitted video streams: 2
  - iv. Received video streams: 2
6. TIP endpoints MUST NOT generate a second MediaOpts packet within the same TIP session<sup>1</sup> in which there have been changes to the supported presentation frame rate or any other media capabilities.
7. TIP endpoints MUST support the ability to receive MediaOpts packet that change the supported auxiliary frame rate, but only within the limit of the initially negotiated maximum auxiliary frame rate.
8. TIP endpoints MUST silently discard any received TIP packet with an unrecognized RTCP APP packet subtype.
9. TIP endpoints MUST silently discard any received TIP packet with an RTCP APP name other than "xcts".
10. TIP endpoints MUST respond to ECHO requests as specified in the TIP specs.
11. TIP endpoints MUST support the reception of the media flow control request and process it according to the TIP specs [11].
12. TIP endpoints MUST NOT generate media flow control requests.
13. TIP endpoints MUST support the reception of the video refresh request and process it according to the TIP specs.
14. TIP endpoints MUST be able to receive a video refresh request that does not include the Flags field. On receiving such a request, the endpoint can generate an IDR or a GDR. Note that GDRs can only be generated if GDR support has been negotiated for the current TIP session.
15. TIP endpoints MAY generate video refresh requests though it is NOT RECOMMENDED to use this mechanism when packet losses are encountered. Alternatively the video feedback mechanism should be used for reporting loss.

## 6 Presentation Signaling

Permission to present is requested and released using the video session MUXCTRL packet with the auxiliary video *transmission* position. The video session MUXCTRL packet with the auxiliary video *receiving* position is used ONLY by multi-point servers to grant permission to present.

<sup>1</sup> A TIP session is initiated at call setup and after a hold or resume transaction. It is identified by a unique TIP SSRC value.

Your rights to use, copy, modify or distribute this document are governed by the TIP License Agreement. Information about that Agreement is available at [www.imtc.org/tip](http://www.imtc.org/tip).

A TIP endpoint can receive a MUXCTRL packet that does not change the presentation state. The endpoint MUST process such packets with no disruption to presentation media.

## 6.1 Transmitting and receiving permission-to-present requests in a multi-point session

To request permission to present, a TIP endpoint MUST send a MUXCTRL packet on the video session setting the transmit video auxiliary position to 1 and incrementing the number of transmitted video streams by 1.

If the request is granted, the multi-point server will send a MUXCTRL packet on the video session setting the receive auxiliary video position to 1. Once the endpoint ACKs the request it can start transmitting its presentation video and audio.

If the multi-point server denies the request due to conflict with another endpoint that already has permission to transmit, the multi-point server will send a MUXCTRL packet setting the auxiliary *receive* video position to 0. This request will typically have the auxiliary video *transmit* position set to 1 indicating that the multi-point server has another source ready to transmit.

A TIP endpoint receiving a request for permission to present MUST grant the request, via acking it and starting its presentation receivers. If the endpoint was already transmitting presentation prior to receiving the permission-to-present request, it MUST stop its presentation transmission on both audio and video channels and ACK the request.

TIP endpoints MUST NOT deny permission-to-transmit requests. In other words TIP endpoints MUST NOT send a MUXCTRL packet that has the auxiliary receive position set to zero.

## 6.2 Transmitting and receiving permission-to-present requests in a point-to-point session

To request permission to present, a TIP endpoint MUST send a MUXCTRL packet on the video session, setting the transmit video auxiliary position to 1 and incrementing the number of transmitted video streams by 1.

Your rights to use, copy, modify or distribute this document are governed by the TIP License Agreement. Information about that Agreement is available at [www.imtc.org/tip](http://www.imtc.org/tip).

The request is granted once the remote endpoint ACKs the request. Once the ACK packet is received, the endpoint can start transmitting its presentation video and audio.

A presentation conflict can occur when a MUXCTRL is received from the remote peer requesting permission to present at the same time that a local permission-to-transmit has been sent. TIP resolves the conflict by specifying the endpoint that has initiated the call as the winner of the conflict. To achieve such a result the following behavior is a MUST in the case of a presentation conflict:

1. Before it considers itself the new presenter, the endpoint that has initiated the call MUST wait for a new MUXCTRL packet from the remote peer releasing its permission-to-present request (see release permission-to-present section below).
2. The endpoint that has not initiated the call MUST send a new MUXCTRL packet releasing its permission-to-present request
3. Both endpoints MUST ACK all MUXCTRL packets received

A TIP endpoint receiving a permission-to-present request MUST grant the request, via acking it and starting its presentation receivers, except in the case of a conflict, where the above stated behavior for conflict resolution MUST be followed. If the endpoint was already transmitting presentation prior to receiving the permission-to-present request, it MUST stop its presentation transmission on both audio and video channels and ACK the request.

A TIP endpoint MUST NOT deny any permission-to-transmit requests by sending a MUXCTRL that has the auxiliary receive position set to zero.

### **6.3 Transmitting and receiving permission-to-present release requests**

To release permission to present, the endpoint MUST send a MUXCTRL packet on the video session, setting the transmit video auxiliary position to 0 and decrementing the number of transmit positions.

Note that in a multi-point session an endpoint which has previously sent a permission-to-present that was not granted MUST still release the permission-to-present when it is no longer interested in transmitting presentation.

In point-to-point scenarios when the endpoint receives permission-to-present release request, it MUST ACK the request. If the endpoint is interested in presentation transmission then it MUST send a new MUXCTRL requesting permission to present.

**Your rights to use, copy, modify or distribute this document are governed by the TIP License Agreement. Information about that Agreement is available at [www.imtc.org/tip](http://www.imtc.org/tip) .**

## 6.4 Receiving a request-to-present grant in a multi-point session

A multi-point server can grant permission to present to an endpoint after it has denied the request initially. This is the case when a conflict occurs between multiple endpoints requesting to present at the same time and resulting in the multi-point server granting only one request while denying others. Once the winning endpoint releases its permission to present, the multi-point might grant the permission to present to the endpoint whose request was previously denied. In this case the endpoint will receive a MUXCTRL packet with the receive auxiliary video position set to 1 and the auxiliary transmit video position set to 0. If the endpoint is still interested in presentation transmission, it can start transmitting presentation. Otherwise the endpoint MUST send a new MUXCTRL packet requesting a permission-to-present release.

## 7 Presentation frame rate negotiation

### 7.1 Initial frame rate negotiation

As specified in the TIP specs [11], the MediaOpts packet is used for frame rate negotiation. It is RECOMMENDED that TIP endpoints support and signal a 30 fps capability in the MediaOpts packet. Once a TIP endpoint has signaled its initial presentation frame rate capability, it MUST NOT change it during the same TIP session. The negotiated initial frame rate is calculated as the minimum of what was signaled by both peers. Note that the initial frame rate is what will be used to determine the presentation bit rate included in the SDP video b=TIAS [16] line irrespective of whether or not the frame rate has changed later within the TIP session.

It is important to note that when an endpoint signals a frame rate capability, such as 30 fps, this endpoint MUST also support all lower frame rates such as 5 and 1 fps. However, an endpoint with a negotiated frame rate such as 30 fps MUST NOT transmit presentation using a different frame rate such as 5 fps without first receiving a MediaOpts packet negotiating the new frame rate.

### 7.2 Signaling a new frame rate

TIP endpoints MUST NOT dynamically change their signaled frame rate. However TIP endpoints MUST support receiving mid-session MediaOpts packets that can lower or increase the negotiated frame rate. Note that the negotiated frame rate MUST NOT be higher than the initially negotiated frame rate in the TIP session. Once the endpoint ACKs the MediaOpts packet, any new presentation transmitted MUST use the new frame rate.

**Your rights to use, copy, modify or distribute this document are governed by the TIP License Agreement. Information about that Agreement is available at [www.imtc.org/tip](http://www.imtc.org/tip) .**

## 8 Audio mixing and synchronization

In a multi-point session or when communicating with a triple screen TIP endpoint, a single screen TIP endpoint will receive multiple audio streams. These audio streams will each have a different receiver position in the CSRC. The single screen endpoint must mix and play out these different audio streams.

Note that some, or all, of the audio streams to be mixed could be coming from the same remote endpoint. Such audio streams can be identified as they share the same TIP-CSRC sampling clock ID. A TIP endpoint SHOULD use the audio SRs to synchronize audio between streams that share the same CSRC sampling clock ID.

## 9 Media

1. TIP endpoints MUST handle dynamic switches of SSRCs [4] and their associated CSRCs on received video and audio streams. The CSRC receive position identifies that this new SSRC is to replace the previous SSRC that was associated with the CSRC with the same receive position.
2. All audio and video SSRCs MUST NOT have only zeros in their last 8 bits.
3. TIP endpoints MUST change their audio and video streams' SSRCs and CSRCs after a hold/resume transaction.
4. Video SSRCs and CSRCs values MUST change when switching presentation streams from 30 fps to 1 or 5 fps and vice versa.
5. TIP endpoints MUST support remote RTP senders and receivers corresponding to the same position yet using different SSRCs. For example a TIP endpoint might receive an RTCP RR or an RTCP feedback packet from a center position receiver with a source SSRC different from the source SSRC of the center position's RTP packets.
6. TIP endpoints MUST support the flow control TIP packet, both for transmitting and receiving video streams. The receive flow control will be used by a multi-point server to inform the endpoint that no media will be transmitted by the server using the receive position specified in the flow control packet target CSRC. The transmit flow control will be used by the multi-point server to inform the endpoint that no media should be transmitted using the transmit position specified in the flow control packet target CSRC.
7. TIP Endpoints MUST always transmit media using all source positions negotiated in TIP, unless a transmit flow control packet to turn off that specific position was received.
8. TIP endpoints MUST transmit RTCP Sender Reports [4].
9. TIP endpoints MUST silently discard any non-RTP packets, such as DTLS or STUN Keepalive packets received on the video and audio RTP sessions.
10. TIP endpoints MUST silently discard any RTP packets with an unknown payload type.

**Your rights to use, copy, modify or distribute this document are governed by the TIP License Agreement. Information about that Agreement is available at [www.imtc.org/tip](http://www.imtc.org/tip) .**

## 9.1 Audio

1. All non-legacy audio streams **MUST** be transmitted using AAC-LD (see 10 for codec requirements) and using RFC 3640 with AAC-hbr mode [15]
2. TIP endpoints **MUST** transmit 2 AAC audio frames (10 msec per frame) msec in AAC audio packets
3. TIP endpoints **MUST** send audio activity metric byte for all AAC audio streams as specified in the TIP specs [11] when the Audio Activity Metric support is negotiated in TIP
4. TIP endpoints **MUST** set the Audio Activity Metric associated with presentation audio to a value of 99
5. TIP endpoints **MUST NOT** send the audio activity metric byte for G711 or G722 legacy streams
6. TIP endpoints **MUST** be able to deal with periods where no audio packets are received on one or more of its active audio positions without disrupting the call. The recommendation is to use video streams to detect network problems and act on them. Video streams will receive a receive flow control off packet when no video packets are available for transmission on a specific position.
7. TIP endpoints **MUST** be able to deal with receiving the same audio stream with discontinuous sequence numbers. Note that for video sequence numbers will only be discontinuous during an SSRC switch whereas in the case of audio this might not always be true
8. TIP endpoints **MUST** support mixing of audio streams that are sent using the same output position and different receive positions
9. TIP endpoints **SHOULD** use received audio Sender Reports to synchronize audio between different SSRCs that share the same CSRC sampling clock ID.
10. TIP endpoints **MUST** generate accurate and frequent audio RTCP Sender Reports for audio sources to allow remote peers to perform cross-media synchronization
11. When dynamic output channels are not negotiated, TIP endpoints **MUST** include zero in the 4 TIP-CSRC bits corresponding to output positions

## 9.2 Video

1. TIP endpoints **MUST** include zero in the 4 video TIP-CSRC bits, corresponding to the dynamic output positions.
2. All HD and auxiliary H264 video steams **MUST** be packetized using packetization mode "1" [7]. The following NAL types are supported:
  - 1 (non-IDR)
  - 5 (IDR)
  - 6 (SEI, only subtype 6 [recovery point] is supported for GDRs)
  - 7 (SPS)
  - 8 (PPS)

**Your rights to use, copy, modify or distribute this document are governed by the TIP License Agreement. Information about that Agreement is available at [www.imtc.org/tip](http://www.imtc.org/tip) .**



3. All CIF H264 video streams MUST be packetized using packetization mode 0 [7].
4. All video streams except for auxiliary MUST be transmitted using a 30 fps or 29.97 fps.
5. Auxiliary streams MUST be transmitted using the frame rate signaled in the TIP session.
6. TIP endpoints' video frames sampling instances ,and their corresponding RTP timestamps, MUST always correspond to regular intervals that is based on the video clock rate and the video frame rate. For example a 30 fps TIP video stream using a 90KHz clock can only generate video frames every 3000 clock ticks. A 5 fps TIP video stream using a 90 KHz clock can only generate video frames every 18000 clock ticks.
7. TIP endpoints MUST send the video refresh flag for all video streams when support for video refresh flag is negotiated in TIP.
8. TIP endpoints MUST support in-band transmission of the SPS and PPS as the first two NALs in each I-frame. TIP endpoints MUST support in-band transmission of the SPS, PPS, and SEI recovery point NAL as the first three NALS in each GDR.
9. TIP endpoints MUST support transmission and reception of RTCP video feedback as specified in the TIP SPECS. [11]
10. TIP endpoints MUST transmit a repair frame as soon as a negative video feedback report is processed.

## 10 Codec Specs

### 10.1 TIP HD Video Encoder Requirements

1. MUST generate H264 Main Profile compatible bit stream
2. MUST support CAVLC
3. MUST support CABAC as a negotiated option
4. MUST support 1280x720 or 1920x1072 resolution
5. MUST support fixed frame rate: 30 fps or 29.97 fps
6. MUST generate one macro block-row per slice
  - 1280x720: 45 slices per frame, each slice must be 80 macro blocks in length
  - 1920x1072: 67 slices per frame, each slice must be 120 macro blocks in length
7. MUST support `deblocking_filter_control_present = 1` & `disable_deblocking_filter_idc = 1`
8. MUST only use interprediction blocks of size 16x16
9. MUST only use one reference picture
10. Each NAL MUST be less than 3320 bytes in size
11. POC MUST increment by 2 every frame
12. **MUST NOT USE SPS IDs in the range of 10 to 20**
13. Long term reference pictures (LTRPs) MAY be used for error concealment. LTRPs require a four frame picture buffer. LTRPs use H.264 standard picture buffer management. LTRPs are optional and can be disabled.
14. Gradual decoder refresh pictures (GDRs) MAY be used at the start of a sequence instead

Your rights to use, copy, modify or distribute this document are governed by the TIP License Agreement. Information about that Agreement is available at [www.imtc.org/tip](http://www.imtc.org/tip) .

of an instantaneous decoder refresh picture (IDR). A recovery point SEI precedes the GDR. The SEI always has the broken\_link\_flag set to 0. GDRs are optional and can be disabled.

## 10.2 TIP CIF Video Encoder Requirements

1. MUST support H264 Baseline Profile compatible bit stream
2. MUST support 352x288 resolution
3. May support variable frame rate up to 30 fps
4. Uses one reference picture from previous frame
5. Each NAL MUST be less than 3320 bytes in size

## 10.3 TIP Presentation Video Encoder Requirements (1 & 5 fps)

1. MUST support H264 Baseline Profile
2. MUST support 1024x768 resolution
3. MUST support Fixed frame rate: 1 or 5 fps
4. MUST support the use of one reference picture from previous frame
5. MUST support one macro block-row per slice,
  - 1024x768: 48 slices per frame, each slice must be 64 macro blocks in length
6. MUST support deblocking\_filter\_control\_present = 1 & disable\_deblocking\_filter\_idc = 1
7. MUST only support inter-prediction blocks of size 16x16
8. Each NAL MUST be less than 3320 bytes in size
9. POC MUST increment by 2 every frame

## 10.4 TIP Presentation Video Encoder (30fps) Requirements

1. MUST support H264 Main Profile compatible bit stream
2. MUST support CAVLC
3. MAY support CABAC as a negotiated option
4. MUST support 1024x768 resolution
5. MUST support fixed frame rate: 30 fps or 29.97 fps
6. MUST support one macro block-row per slice
7. -1024x768: 48 slices per frame, each slice must be 64 macro blocks in length
8. MUST support deblocking\_filter\_control\_present = 1 & disable\_deblocking\_filter\_idc = 1
9. MUST only support inter-prediction blocks of size 16x16
10. MUST support one reference picture
11. Each NAL MUST be less than 3320 bytes in size

Your rights to use, copy, modify or distribute this document are governed by the TIP License Agreement. Information about that Agreement is available at [www.imtc.org/tip](http://www.imtc.org/tip).

12. POC MUST increment by 2 every frame
13. **MUST NOT USE SPS IDs in the range of 10 to 20**
14. Long term reference pictures (LTRPs) MAY be used for error concealment. LTRPs require a four frame picture buffer. LTRPs use H264 standard picture buffer management. LTRPs are optional and can be disabled.
15. Gradual decoder refresh pictures (GDRs) MAY be used at the start of a sequence instead of an instantaneous decoder refresh picture (IDR). A recovery point SEI precedes the GDR. The SEI always has the broken\_link\_flag set to 0. GDRs are optional and can be disabled.

## 10.5 TIP Audio Encoder Requirements

**Codec:** G.711 (u-law)  
Frame Size: 80 samples  
CNG is OFF  
Packetization interval: 20ms

**Codec:** G.722  
Frame Size: 160 samples  
Sampling Rate: 16KHz  
Bit Rate: 64 kbps  
CNG is OFF  
Packetization interval: 20ms

**Codec:** AACLD  
Frame Size: 480 samples  
Sampling Rate: 48KHz  
Bit Rate: 64 kbps  
Mono channel  
Transmux = 0  
PNS (Perceptual Noise Substitution): enabled  
LTP (Long Term Prediction): disabled  
Packetization interval: 20ms

## 10.6 TIP Audio Activity Metric Calculation

The audio activity metric is an integer value from 0-99 computed by comparing the current audio power level to a measured noise floor. If the current power is less than or equal to the floor then the metric value should be 0. If the current power is between 1dB and 20dB above the floor then the metric value should be between 1 and 89. If the current power is between

Your rights to use, copy, modify or distribute this document are governed by the TIP License Agreement. Information about that Agreement is available at [www.imtc.org/tip](http://www.imtc.org/tip).

20dB and 40dB above the floor then the metric value should be between 90 and 98. If the current power is greater than 40dB above the floor then the metric value should be 99.

The calculation of the noise floor should be dynamic during the course of the call, although historical information may be used as the initial value. The goal of the noise floor is to eliminate artificially high audio activity metric values due to constant background noise.

## 11 Changes from 1.6 profile

1. CABAC is now optional for HD and 30 fps auxiliary encoders. MediaOpts packet signaling has changed to reflect this update. However, CABAC is used by default and can only be turned off for multi-point sessions in deployments using the Cisco TelePresence 1.6.4 software release or later for the CTMS multipoint server, and CTS 1.6.5 or later for the endpoints.
2. Added restrictions on the SPS IDs which were erroneously omitted from the 1.6 profile.
3. Added clarification for what constitutes a hold/resume scenario that triggers a TIP re-negotiation
4. Mandated SSRC and CSRC changes for a resumed call
5. Added support for RTP senders and receivers of the same endpoint using different SSRCs
6. Corrected the fact that not all audio streams transmitted by TIP endpoints are AAC-LD
7. Clarified that the video activity metric byte is not to be transmitted for G711/G722 streams
8. Added RTP video timestamps requirement
9. Indicated the possibility of receiving a video refresh request without a FLAG field and how an endpoint should deal with such request

Your rights to use, copy, modify or distribute this document are governed by the TIP License Agreement. Information about that Agreement is available at [www.imtc.org/tip](http://www.imtc.org/tip).

## 12 References

- [1] IETF RFC 3261 "SIP: Session Initiation Protocol"
- [2] IETF RFC 3264 "An Offer/Answer Model with the Session Description Protocol (SDP)"
- [3] RFC 2327 "SDP: Session Description Protocol"
- [4] IETF RFC 3550 "RTP: A Transport Protocol for Real-Time Applications"
- [5] IETF RFC 3551 "RTP Profile for Audio and Video Conferences with Minimal Control"
- [6] IETF RFC 4961 "Symmetric RTP/RTP Control Protocol (RTCP)"
- [7] IETF RFC 3984 "RTP Payload Format for H.264 Video"
- [8] IETF RFC 4585 "Extended RTP Profile for Real-time Transport Control Protocol (RTCP)-Based Feedback (RTP/AVPF)"
- [9] IETF DRAFT draft-ietf-avt-rtp-and-rtcp-mux-07 "Multiplexing RTP Data and Control Packets on a Single Port"
- [10] "Cisco Unified Communications Manager SIP Line Messaging Guide (Standard)"  
[http://www.cisco.com/en/US/docs/voice\\_ip\\_comm/cucm/sip\\_msg/line\\_std/8\\_0\\_1/siplst801.pdf](http://www.cisco.com/en/US/docs/voice_ip_comm/cucm/sip_msg/line_std/8_0_1/siplst801.pdf)
- [11] Telepresence Interoperability Protocol 6.0
- [12] IETF RFC 2833 "RTP Payload for DTMF Digits, Telephony Tones and Telephony Signals"
- [13] IETF RFC 4730 "A Session Initiation Protocol (SIP) Event Package for Key Press Stimulus (KPML)"
- [14] IETF RFC 5168 "XML Schema for Media Control"
- [15] IETF RFC 3640 "RTP Payload Format for Transport of MPEG-4 Elementary Streams"
- [16] IETF RFC 3890 "A Transport Independent Bandwidth Modifier for the Session Description Protocol (SDP)"

END OF DOCUMENT

Your rights to use, copy, modify or distribute this document are governed by the TIP License Agreement. Information about that Agreement is available at [www.imtc.org/tip](http://www.imtc.org/tip) .